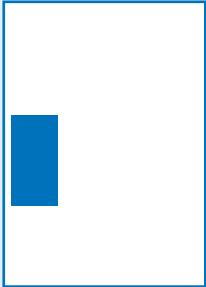








GoAutoNews Advert CHECKLIST

1. **ADD GoAutoNews DISTILLER** job options to your Adobe Distiller application. *(Supplied with booking).*
2. Confirm booked advert size and set page to **CUSTOM**.

						
VERTICAL advert	STRIP advert	SMALL advert	MEDIUM advert	LARGE advert	SUPER advert	FULL advert
100mm deep x 55 mm wide	55mm deep x 175 mm wide	75mm deep x 175 mm wide	95mm deep x 175 mm wide	115mm deep x 175 mm wide	135mm deep x 175 mm wide	265mm deep x 175 mm wide

NOTE: CMYK colour values are not recommended. Artwork should be set to RGB 100dpi.

3. Print job to **POSTSCRIPT** and **DISTILL** to **PDF**. *Check properties as per below.*

Go to 'DOCUMENT PROPERTIES' under File Menu to check these settings.

✓ PDF Version: Acrobat PDF version 6.0 readable	✓ PDF file sizes: When GoAutoNews Distiller job options are used correctly, the output file size of any PDF should not exceed 500k .
✓ PDF Advert at 100% of Ad Dimensions – <u>YOU MUST NOT CROP IN ACROBAT</u>	
✓ All fonts must be embedded in the PDF – LIVE TYPE ONLY. NO OUTLINED FONTS	
✓ Document Security – None	
To get these PDF settings you MUST use the Adobe Distiller settings supplied.	

4. Email client approved PDF to: **steveb@bravomedia.com.au**